

CAMBRIDGE



RAHNAMA
P R E S S

@RAHNAMAPRESS
WWW.RAHNAMAPRESS.COM

SECOND EDITION

TOUCHSTONE

STUDENT'S BOOK

1

MICHAEL MCCARTHY
JEANNE MCCARTEN
HELEN SANDIFORD



Touchstone Level 1 Contents and learning outcomes

	Learning outcomes	Language		
		Grammar	Vocabulary	Pronunciation
Unit 1 All about you pages 1–10	<ul style="list-style-type: none"> Say <i>hello</i> and <i>good-bye</i> Introduce yourself Ask for, give, and spell names Use the verb <i>be</i> with <i>I</i>, <i>we</i>, and <i>you</i> Exchange email addresses, phone numbers, etc. Complete an application form Ask <i>How about you?</i> Use expressions like <i>Thanks</i> or <i>Thank you</i> 	<ul style="list-style-type: none"> The verb <i>be</i> with <i>I</i>, <i>you</i>, and <i>we</i> in statements, <i>yes-no</i> questions, and short answers Questions with <i>What's . . . ?</i> and answers with <i>It's . . .</i> Extra practice	<ul style="list-style-type: none"> Expressions to say <i>hello</i> and <i>good-bye</i> Numbers 0–10 Personal information Everyday expressions 	<ul style="list-style-type: none"> Letters and numbers Email addresses Sounds right <ul style="list-style-type: none"> Sounds like <i>hi</i>
Unit 2 In class pages 11–20	<ul style="list-style-type: none"> Ask and say where people are Use <i>be</i> with <i>he</i>, <i>she</i>, and <i>they</i> Talk about things you take to class using <i>a / an</i> Ask about things using <i>this</i> and <i>these</i> Ask where things are in a classroom Say who owns things using possessive <i>'s</i> and <i>s'</i> Ask for help in class Respond to <i>I'm sorry</i> and <i>Thanks</i> 	<ul style="list-style-type: none"> The verb <i>be</i> with <i>he</i>, <i>she</i>, and <i>they</i> in statements, <i>yes-no</i> questions, and short answers Articles <i>a</i>, <i>an</i>, and <i>the</i> <i>This</i> and <i>these</i> Noun plurals Questions with <i>Where . . . ?</i> Possessives <i>'s</i> and <i>s'</i> Extra practice	<ul style="list-style-type: none"> Personal items Classroom objects Prepositions and expressions of location 	Speaking naturally <ul style="list-style-type: none"> Noun plural endings Sounds right <ul style="list-style-type: none"> Sounds like <i>e</i> in <i>she</i> or <i>a</i> in <i>late</i>
Unit 3 Favorite people pages 21–30	<ul style="list-style-type: none"> Talk about celebrities using <i>my</i>, <i>your</i>, <i>his</i>, <i>her</i>, <i>our</i>, and <i>their</i> Describe people's personalities Ask and answer <i>yes-no</i> questions Say the ages of your family members Ask information questions about family members Show interest in a conversation Say <i>Really?</i> to show interest or surprise 	<ul style="list-style-type: none"> Possessive adjectives The verb <i>be</i> in statements, <i>yes-no</i> questions, and short answers Information questions with <i>be</i> Extra practice	<ul style="list-style-type: none"> Types of celebrities Basic adjectives Adjectives to describe personality Family members Numbers 10–101 	Speaking naturally <ul style="list-style-type: none"> <i>Is he . . . ?</i> or <i>Is she . . . ?</i> Sounds right <ul style="list-style-type: none"> Sounds like <i>s</i> in <i>see</i> or <i>z</i> in <i>zero</i>
Checkpoint Units 1–3 pages 31–32				
Unit 4 Everyday life pages 33–42	<ul style="list-style-type: none"> Describe a typical morning using the simple present Describe weekly routines Ask and answer <i>yes-no</i> questions about your week Say more than <i>yes</i> or <i>no</i> to be friendly Say <i>Well</i> to get more time to think Read an article about American habits Write about a classmate for a class website 	<ul style="list-style-type: none"> Simple present statements, <i>yes-no</i> questions, and short answers Extra practice	<ul style="list-style-type: none"> Verbs for everyday activities Days of the week Time expressions for routines 	Speaking naturally <ul style="list-style-type: none"> <i>-s</i> endings of verbs Sounds right <ul style="list-style-type: none"> Sounds like <i>u</i> in <i>study</i>, <i>o</i> in <i>phone</i>, <i>e</i> in <i>get</i>, or <i>a</i> in <i>law</i>
Unit 5 Free time pages 43–52	<ul style="list-style-type: none"> Talk about your free time Ask simple present information questions Say how often you do things Talk about TV shows you like Ask questions in two ways to be clear or not too direct Say <i>I mean</i> to say more or repeat ideas Read an article on technology addicts Email a friend for advice using <i>and</i> and <i>but</i> 	<ul style="list-style-type: none"> Simple present information questions Frequency adverbs Extra practice	<ul style="list-style-type: none"> Types of TV shows Free-time activities Time expressions for frequency Expressions for likes and dislikes 	Speaking naturally <ul style="list-style-type: none"> Do you . . . ? Sounds right <ul style="list-style-type: none"> Which <i>o</i> sound is different?
Unit 6 Neighborhoods pages 53–62	<ul style="list-style-type: none"> Say what's in a neighborhood with <i>There's / There are</i> Describe places Tell the time and ask questions with <i>What time . . . ?</i> Make suggestions with <i>Let's</i> Say <i>Me too</i> or <i>Me neither</i> to show things in common Say <i>Right</i> or <i>I know</i> to agree Read a guide to New York City Write a city guide using prepositions 	<ul style="list-style-type: none"> <i>There's</i> and <i>there are</i> Quantifiers Adjectives before nouns Telling time Suggestions with <i>Let's</i> Extra practice	<ul style="list-style-type: none"> Neighborhood places Adjectives Expressions for telling 	Speaking naturally <ul style="list-style-type: none"> Word stress Sounds right <ul style="list-style-type: none"> Which sound vowel sound is different
Checkpoint Units 4–6 pages 63–64				

Interaction	Skills				Section
Conversation strategies	Listening	Reading	Writing	Free talk	Vocabulary notebook
<ul style="list-style-type: none"> Ask <i>How about you?</i> Use everyday expressions like <i>Yeah</i> and <i>Thanks</i> 	<ul style="list-style-type: none"> Recognize responses to <i>hello</i> and <i>good-bye</i> Memberships <ul style="list-style-type: none"> Listen for personal information, and complete application forms 	<ul style="list-style-type: none"> Different types of identification cards and documents 	<ul style="list-style-type: none"> Complete an application 	The name game <ul style="list-style-type: none"> Group work: Play a game to learn classmates' names 	Meetings and greetings <ul style="list-style-type: none"> Write new expressions with their responses
<ul style="list-style-type: none"> Ask for help in class Respond to <i>Thank you</i> and <i>I'm sorry</i> 	Who's absent today? <ul style="list-style-type: none"> Listen to a classroom conversation, and say where students are Following instructions <ul style="list-style-type: none"> Recognize classroom instructions 	<ul style="list-style-type: none"> Classroom conversations 	<ul style="list-style-type: none"> Write questions about locations 	What do you remember? <ul style="list-style-type: none"> Pair work: Look at a picture and list what you remember 	My things <ul style="list-style-type: none"> Link things with places
<ul style="list-style-type: none"> Show interest by repeating information and asking questions Use <i>Really?</i> to show interest or surprise 	Friends <ul style="list-style-type: none"> Listen to three people's descriptions of their friends, and fill in the missing words 	<ul style="list-style-type: none"> A family tree 	<ul style="list-style-type: none"> Write questions about people 	Guess the famous person <ul style="list-style-type: none"> Pair work: Ask <i>yes-no</i> questions to guess a famous person 	All in the family <ul style="list-style-type: none"> Make a family tree
Checkpoint Units 1–3 pages 31–32					
<ul style="list-style-type: none"> Say more than <i>yes</i> or <i>no</i> when you answer a question Start answers with <i>Well</i> if you need time to think or if the answer isn't a simple <i>yes</i> or <i>no</i> 	Casual conversations <ul style="list-style-type: none"> Listen and match the correct response Teen habits <ul style="list-style-type: none"> Listen to an interview with an average American teenager 	Are you like an average American? <ul style="list-style-type: none"> Read an article about the habits of an average American 	A typical week <ul style="list-style-type: none"> Write about a classmate's typical week for a class website Use capital letters and periods 	Do you have the same media habits? <ul style="list-style-type: none"> Pair work: Compare media habits with young adults in the United States 	Verbs, verbs, verbs <ul style="list-style-type: none"> Draw and label simple pictures of new vocabulary
<ul style="list-style-type: none"> Ask questions in two ways to be clear and not too direct Use <i>I mean</i> to repeat your ideas or to say more 	What do they say next? <ul style="list-style-type: none"> Listen and guess the questions people answer Using phones <ul style="list-style-type: none"> Listen to how people use their cell phones 	Do You Need a Technology diet? <ul style="list-style-type: none"> Read an article about technology addicts 	Technology and you <ul style="list-style-type: none"> Write a reply to an email asking for technology advice Link ideas with <i>and</i> and <i>but</i> 	Favorite free-time activities <ul style="list-style-type: none"> Pair work: Make guesses about a classmate's free-time activities 	Do what? Go where? <ul style="list-style-type: none"> Write verbs with the words you use after them
<ul style="list-style-type: none"> Use <i>Me too</i> or <i>Me neither</i> to show things in common Respond with <i>Right</i> or <i>I know</i> to agree or show you are listening 	What's on this weekend? <ul style="list-style-type: none"> Listen to a radio show for times and places of events Where to go? <ul style="list-style-type: none"> Listen for decisions made in conversations, then react to statements 	The Village <ul style="list-style-type: none"> Read a travel guide to New York 	City guide <ul style="list-style-type: none"> Write a city guide Use prepositions for time and place: <i>between</i>, <i>through</i>, <i>at</i>, <i>on</i>, <i>for</i>, and <i>from</i> ... to ... 	Find the difference <ul style="list-style-type: none"> Pair work: List the differences between two neighborhoods 	A time and a place ... <ul style="list-style-type: none"> Link times of day with activities
Checkpoint Units 4–6 pages 63–64					

	Learning outcomes	Language		
		Grammar	Vocabulary	Pronunciation
Unit 7 Out and about pages 65–74	<ul style="list-style-type: none"> Describe the weather Talk about ongoing activities with the present continuous Talk about sports and exercise Ask about current activities using the present continuous Ask follow-up questions to keep a conversation going React to news with <i>That's great, That's too bad</i>, etc. Read an article about exergaming Write an article about exercise using imperatives 	<ul style="list-style-type: none"> Present continuous statements, <i>yes-no</i> questions, short answers, and information questions Imperatives Extra practice	<ul style="list-style-type: none"> Seasons Weather Sports and exercise with <i>play, do, and go</i> Common responses to good and bad news 	Speaking naturally <ul style="list-style-type: none"> Stress and intonation in questions Sounds right <ul style="list-style-type: none"> Sounds like <i>ou</i> in <i>four</i> or <i>or</i> in <i>word</i>
Unit 8 Shopping pages 75–84	<ul style="list-style-type: none"> Talk about clothes Say what you <i>like to, want to, need to, and have to do</i> Talk about accessories Ask about prices using <i>How much . . . ?</i>; <i>this, that, these, and those</i> Take time to think using <i>Uh, Let's see</i>, etc. Use <i>Uh-huh</i> and <i>Oh</i> in responses Read a review of a shopping mall Write a review of a store using <i>because</i> 	<ul style="list-style-type: none"> <i>Like to, want to, need to, and have to</i> Questions with <i>How much . . . ?</i>; <i>this, these; that, those</i> Extra practice	<ul style="list-style-type: none"> Clothing and accessories Jewelry Colors Shopping expressions Prices "Time to think" expressions "Conversation sounds" 	Speaking naturally <ul style="list-style-type: none"> <i>Want to</i> and <i>have to</i> Sounds right <ul style="list-style-type: none"> Sounds like <i>a</i> in <i>hat</i>
Unit 9 A wide world pages 85–94	<ul style="list-style-type: none"> Give sightseeing information with <i>can</i> and <i>can't</i> Talk about international foods, places, and people Say what languages you can speak Explain words using <i>kind of</i> and <i>kind of like</i> Use <i>like</i> to give examples Read a travel website Write a paragraph for a travel website 	<ul style="list-style-type: none"> <i>Can</i> and <i>can't</i> for ability and possibility Extra practice	<ul style="list-style-type: none"> Sightseeing activities Countries Regions Languages Nationalities 	Speaking naturally <ul style="list-style-type: none"> <i>Can</i> and <i>can't</i> Sounds right <ul style="list-style-type: none"> Sounds like <i>sh</i> in <i>she</i> or <i>ch</i> in <i>child</i>
Checkpoint Units 7–9 pages 95–96				
Unit 10 Busy lives pages 97–106	<ul style="list-style-type: none"> Talk about last night using simple past regular verbs Describe the past week using simple past irregular verbs Ask simple past <i>yes-no</i> questions Respond to news with <i>Good for you</i>, etc. Say <i>You did?</i> to show surprise or interest Read about a blogger's week Write a blog about your week, using <i>after, before, when, and then</i> 	<ul style="list-style-type: none"> Simple past statements, <i>yes-no</i> questions, and short answers Extra practice	<ul style="list-style-type: none"> Simple past irregular verbs Time expressions for the past Fixed expressions 	Speaking naturally <ul style="list-style-type: none"> <i>-ed</i> endings Sounds right <ul style="list-style-type: none"> Sounds like <i>oo</i> in <i>looked</i>, <i>ou</i> in <i>bought</i>, <i>o</i> in <i>spoke</i>, or <i>e</i> in <i>left</i>
Unit 11 Looking back pages 107–116	<ul style="list-style-type: none"> Describe past experiences Ask and answer questions using the past of <i>be</i> Talk about vacations Talk about activities with <i>go</i> and <i>get</i> expressions Show interest by answering and then asking a similar question Use <i>Anyway</i> to change the topic or end a conversation Read a funny magazine story Write a story using punctuation for conversations 	<ul style="list-style-type: none"> Simple past of <i>be</i> in statements, <i>yes-no</i> questions, and short answers Simple past information questions Extra practice	<ul style="list-style-type: none"> Adjectives to describe feelings Expressions with <i>go</i> and <i>get</i> 	Speaking naturally <ul style="list-style-type: none"> Stress and intonation in questions and answers Sounds right <ul style="list-style-type: none"> Which vowel sound is different?
Unit 12 Fabulous food pages 117–126	<ul style="list-style-type: none"> Talk about eating habits using countable and uncountable nouns, <i>How much</i>, and <i>How many</i> Talk about food Make offers using <i>Would you like . . . and some or any</i> Use <i>or something</i> and <i>or anything</i> in lists End <i>yes-no</i> questions with <i>or . . . ?</i> to be less direct Read a restaurant guide Write a restaurant review 	<ul style="list-style-type: none"> Countable and uncountable nouns <i>How much . . . ?</i> and <i>How many . . . ?</i> <i>Would you like (to) . . . ?</i> and <i>I'd like (to) . . .</i> <i>Some</i> and <i>any</i> <i>A lot of, much, and many</i> Extra practice	<ul style="list-style-type: none"> Foods and food groups Expressions for eating habits Adjectives to describe restaurants 	Speaking naturally <ul style="list-style-type: none"> <i>Would you . . . ?</i> Sounds right <ul style="list-style-type: none"> Syllable stress
Checkpoint Units 10–12 pages 127–128				

Interaction	Skills				Self-reflection
Conversation strategies	Listening	Reading	Writing	Free talk	Vocabulary notebook
<ul style="list-style-type: none"> Ask follow-up questions to keep a conversation going React with expressions like <i>That's great!</i> and <i>That's too bad</i> 	<p>That's great!</p> <ul style="list-style-type: none"> Listen to people tell you their news and choose a good follow-up question to ask them <p>Do you enjoy it?</p> <ul style="list-style-type: none"> Listen to people talk about exercises they like 	<p>Exergaming: Give it a try!</p> <ul style="list-style-type: none"> Read an article about exergaming 	<p>An article for a health magazine</p> <ul style="list-style-type: none"> Write a short article giving advice about exercise Use imperatives to give advice 	<p>Find out about your classmates</p> <ul style="list-style-type: none"> Class activity: Learn interesting facts about classmates 	<p>Who's doing what?</p> <ul style="list-style-type: none"> Write new words in true sentences
<ul style="list-style-type: none"> Take time to think using <i>Uh, Um, Well, Let's see, and Let me think</i> Use "sounds" like <i>Uh-huh</i> to show you are listening, and <i>Oh</i> to show your feelings 	<p>I'll take it.</p> <ul style="list-style-type: none"> Listen to conversations in a store, and write the prices of items and which items people buy <p>Favorite places to shop</p> <ul style="list-style-type: none"> Listen to someone talk about shopping, and identify shopping preferences and habits 	<p>The Dubai Mall: Shopping, Entertainment, Lifestyle</p> <ul style="list-style-type: none"> Read a review of a mall 	<p>Favorite places to shop</p> <ul style="list-style-type: none"> Write a review for your favorite store Link ideas with <i>because</i> to give reasons 	<p>How do you like to dress?</p> <ul style="list-style-type: none"> Group work: Compare ideas about shopping and clothing 	<p>Nice outfit!</p> <ul style="list-style-type: none"> Label pictures with new vocabulary
<ul style="list-style-type: none"> Explain words using <i>a kind of, kind of like, and like</i> Use <i>like</i> to give examples 	<p>International dishes</p> <ul style="list-style-type: none"> Listen to a person talking about international foods, and identify the foods she likes <p>What language is it from?</p> <ul style="list-style-type: none"> Listen to a conversation, and identify the origin and meaning of words 	<p>The Travel Guide</p> <ul style="list-style-type: none"> Read a travel website 	<p>An online travel guide</p> <ul style="list-style-type: none"> Write a paragraph for a travel guide Commas in lists 	<p>Where in the world?</p> <ul style="list-style-type: none"> Pair work: Discuss where to do various things in the world 	<p>People and nations</p> <ul style="list-style-type: none"> Group new vocabulary in two ways

Checkpoint Units 7–9 pages 95–96

<ul style="list-style-type: none"> Respond with expressions like <i>Good luck, You poor thing, etc.</i> Use <i>You did?</i> to show that you are interested or surprised, or that you are listening 	<p>Good week? Bad week?</p> <ul style="list-style-type: none"> Listen to people talk about their week and respond <p>Guess what I did!</p> <ul style="list-style-type: none"> Listen to voice mail messages about what people did 	<p>She said yes!!!</p> <ul style="list-style-type: none"> Read Martin's Blog entry 	<p>A great day</p> <ul style="list-style-type: none"> Write a blog entry Order events with <i>before, after, when, and then</i> 	<p>Yesterday</p> <ul style="list-style-type: none"> Pair work: Look at a picture and list what you remember 	<p>Ways with verbs</p> <ul style="list-style-type: none"> Write down information about new verbs
<ul style="list-style-type: none"> Show interest by answering a question and then asking a similar one Use <i>Anyway</i> to change the topic or end a conversation 	<p>Weekend fun</p> <ul style="list-style-type: none"> Listen to conversations about peoples' weekends, and identify main topics and details <p>Funny stories</p> <ul style="list-style-type: none"> Listen to two stories, identify the details, and then predict the endings 	<p>How embarrassing!</p> <ul style="list-style-type: none"> Read a funny magazine story 	<p>He said, she said</p> <ul style="list-style-type: none"> Complete a funny story Use punctuation to show direct quotations or speech 	<p>Guess where I went on vacation.</p> <ul style="list-style-type: none"> Group work: Guess classmates' dream vacations 	<p>Past experiences</p> <ul style="list-style-type: none"> Use a time chart to log new vocabulary
<ul style="list-style-type: none"> Use <i>or something</i> and <i>or anything</i> to make a general statement End <i>yes-no</i> questions with <i>or ... ?</i> to be less direct 	<p>If you want my advice ...</p> <ul style="list-style-type: none"> Listen to people talking about lunch, and identify what they want; then react to statements <p>Do you recommend it?</p> <ul style="list-style-type: none"> Listen to someone tell a friend about a restaurant and identify important details about it 	<p>Restaurant guide</p> <ul style="list-style-type: none"> Restaurant descriptions and recommendations 	<p>Do you recommend it?</p> <ul style="list-style-type: none"> Write a restaurant review Use adjectives to describe restaurants 	<p>Plan a picnic</p> <ul style="list-style-type: none"> Group work: Plan a picnic menu and make a shopping list 	<p>I love to eat!</p> <ul style="list-style-type: none"> Group vocabulary by things you like and don't like

Checkpoint Units 10–12 pages 127–128

Getting help

What's the word for "_____" in English?

How do you spell "_____"?

What does "_____" mean?

I'm sorry. Can you repeat that, please?

Can you say that again, please?

Can you explain the activity again, please?



Working with a partner

I'm ready. Are you ready?

No. Just a minute.

You go first.

OK. I'll go first.

What do you have for number 1?

I have . . .

Do you want to be A or B?

I'll be A. You can be B.

Let's do the activity again.

OK. Let's change roles.

That's it. We're finished.

What do we do next?

Can I read your paragraph?

Sure. Here you go.



All about you



In this unit, you learn how to . . .

Lesson A

- Say *hello* and *good-bye*
- Introduce yourself

Lesson B

- Ask for, give, and spell names
- Use the verb *be* with *I*, *we*, and *you*

Lesson C

- Exchange email addresses, phone numbers, etc.
- Complete an application form

Lesson D

- Ask *How about you?*
- Use expressions like *Thanks* or *Thank you*



2



3



Before you begin . . .

Match each expression with a picture.

☐ Good night.

☐ Thanks.

☐ Good morning.

☐ Hi.

☐ Bye.

☐ Hello.


☐ Thank you.

☐ Good-bye.

1 Getting started

A Look at the photos. Guess the words in the conversations. Check (✓) the boxes.

☐ Good-bye. ☐ Hello. ☐ Thanks. ☐ Hi. ☐ Good morning.

B  1.02 Listen. Are Matt and Sarah friends? How about Rob and Sandra? Practice the conversations.



Matt Good morning, Sarah. How are you?
Sarah Good. How are you, Matt?
Matt I'm fine, thanks.

Rob Hello. I'm Rob Jones.
Sandra Hi, I'm Sandra Davis. Nice to meet you.
Rob Nice to meet you.

Figure it out **C** Can you complete these conversations? Use the conversations above to help you. Then practice with a partner. Use your own names.

These people are friends:

1. A Hi, Pat. How are you?
B I'm fine. How are you?
A Good, _____.
2. A Good _____, Anna.
B Hi, Dan. _____ are you?
A I'm _____, thanks.

These people meet for the first time:

3. A Hello. _____ Chris Evans.
B Hi. I'm Grace Song.
A _____ to meet you, Grace.
4. A Hello. I'm Sarah.
B Nice to meet _____. I'm Alan.
A Nice to _____ you.


2 Building vocabulary

A  1.03 Listen. Are these people saying “hello” or “good-bye”? Practice the conversation



Emily Good night.
Shawn Good night. Have a good evening.
Emily Thank you. You too.

Tom Bye. See you tomorrow.
Rita Bye. See you.


B  1.04 Read the conversations and check (✓) the correct responses. Listen and check your answers. Then practice with a partner.

- | | | |
|---|---|--|
| 1. Good-bye. Have a nice evening.
<input type="checkbox"/> Thank you. You too.
<input type="checkbox"/> Good, thanks. | 3. See you later.
<input type="checkbox"/> Thanks. You too.
<input type="checkbox"/> OK. Have a good day. | 5. Good morning.
<input type="checkbox"/> Hi. How are you?
<input type="checkbox"/> Bye. See you. |
| 2. Hey, Oscar. How are you?
<input type="checkbox"/> Good, thanks.
<input type="checkbox"/> See you tomorrow. | 4. Hello. I'm Emma.
<input type="checkbox"/> See you later.
<input type="checkbox"/> Nice to meet you. | 6. Good night. Have a good weekend.
<input type="checkbox"/> Good. How are you?
<input type="checkbox"/> Bye. See you next week. |

Word
sort


C Look at the conversations above. Which expressions mean “hello”? Which expressions mean “good-bye”? Complete the chart.

“Hello”	“Good-bye”
	<i>Good night</i>

 Vocabulary notebook p. 10

D Class activity Say “hello” and “good-bye” to five classmates using the expressions above.

1 Saying names in English

A  1.05 Listen to these people give their names.
Then complete the information.

1 Hi, I'm Liz. Liz Kim.
My **first name** is Elizabeth,
but **everyone calls me** Liz.



Ms. — Kim
FIRST MIDDLE LAST
☒ single ☐ married

2 Hi. My name is Don. My **full name** is Don
Allan Ray Tanner. My **nickname** is Dart.



Mr. Don Ray Tanner
FIRST MIDDLE LAST
☒ single ☐ married

3 Hello. I'm Ana Sanchez.
My **first name** is Maria.
Ana is my **middle name**.



Mrs. Maria Sanchez
FIRST MIDDLE LAST
☐ single ☒ married


Miss, Mrs., Ms., Mr.?

Liz Kim is single.
Ana Sanchez is married.
Don Tanner is single.
Ana's husband is married.


▶ **Ms. Kim** or **Miss Kim**
▶ **Ms. Sanchez** or **Mrs. Sanchez**
▶ **Mr. Tanner**
▶ **Mr. Sanchez**

About you **B** Complete the sentences. Then compare with a partner.

- My first name is _____.
- Everyone calls me _____.
- My last name is _____.
- My middle name is _____.
- My nickname is _____.
- My teacher's name is _____.

C  1.06 Listen and say the alphabet. Circle all the letters in your name.

Aa Bb Cc Dd Ee Ff Gg Hh Ii Jj Kk Ll Mm
Nn Oo Pp Qq Rr Ss Tt Uu Vv Ww Xx Yy Zz

D  1.07 Listen. How do you spell Catherine's last name? Then practice
the conversation with a partner. Use your own names.

- A What's your name?
B Catherine Ravelli.
A How do you spell *Catherine*?
B C-A-T-H-E-R-I-N-E.
A Thanks. And your last name?
B R-A-V-E-L-L-I.

About you **E** **Class activity** Ask your classmates their names. Make a list.



2 Building language

A 1.08 Listen. Which classroom is Carmen in this year?
What about Jenny? Practice the conversation.

Mr. Martin Good morning. Are you here for an English class?

Carmen Yes, I am. I'm Carmen Rivera.

Mr. Martin OK. You're in Room B.

Jenny And I'm Jenny.

Mr. Martin Are you Jenny Loo?

Jenny No, I'm not. I'm Jenny Lim. Am I in Room B, too?

Mr. Martin Yes. . . . Wait – no, you're not. You're in Room G.

Jenny Oh, no! Carmen, we're not in the same class!

Figure
it out

B Can you complete the conversations? Use the conversation above to help you.

- A Are you Jenny Loo?
B No, I am not. I am Lucy.
- A Are you here for an English class?
B Yes, I am. I am Carmen Rivera.
- A Are I in your class?
B Yes. I am in my class.

3 Grammar The verb *be*: I, you, and we 1.09

Extra practice p. 139

Statements

I'm Jenny.

You're in Room G.

We're in different classes.

I'm not Carmen.

You're not in Room B.

We're not in the same class.

Contractions

I'm = I am

you're = you are

we're = we are

Questions and short answers

Are you Jenny?

Yes, **I am**.

No, **I'm not**.

Am I in Room B?

Yes, **you are**.

No, **you're not**.

Are we in the same class?

Yes, **we are**.

No, **we're not**.

Common errors

Use the full form of the verb *be* in short answers with *yes*.

Yes, *I am*. (NOT Yes, ~~I'm~~.)

Yes, *we are*. (NOT Yes, ~~we're~~.)

A Complete the conversations. Then practice with a partner.

- A Are you Chris?
B Yes, I am. Are we in the same class?
A Yes, we are. I am Dino.
B Hi, Dino. Nice to meet you.
- A Hey, Amy. Are you here for an English class?
B No, I am not. I am here for a French class.
A OK. See you later.

Sounds right p. 137

About
you

B Pair work Choose a conversation and practice it. Use your own information.



Beginning



High Beginning



Low Intermediate



Intermediate



High Intermediate



Advanced

TOUCHSTONE

SECOND EDITION

Touchstone is an innovative four-level series for adults and young adults, taking students from beginning to intermediate levels (CEFR: A1 – B2). Based on research into the **Cambridge English Corpus**, **Touchstone** teaches English as it is really used. It presents **natural language in authentic contexts**, and explicitly develops **conversation strategies** so learners speak with **fluency and confidence**.

New in the Second Edition

- **Extra grammar practice** focuses on key grammar points in each unit.
- **Can-do statements** help students understand the learning outcomes of each lesson and rate their own performance.
- **Common error information** from the Cambridge Learner Corpus helps students avoid making basic errors.
- **Sounds right** activities provide regular pronunciation practice and enable students to speak with confidence.

Touchstone Components

For Students

Student's Book
Workbook –
print and online

For Teachers

Teacher's Edition with
Assessment Program

Presentation Plus: classroom
presentation software

Class Audio CDs

Video DVD

Video Resource Book

Placement Test

Touchstone Blended Learning



- Maximum flexibility for students and teachers – lessons can be done in class or online
- Automated grading and progress tracking
- Includes games, animated grammar presentations, online communication activities and more

Find out more:

www.cambridge.org/touchstoneblended

www.cambridge.org/touchstone2

CEFR

A1	TOUCHSTONE 1
A2	TOUCHSTONE 2
B1	TOUCHSTONE 3
B2	TOUCHSTONE 4
B2	VIEWPOINT 1
C1	VIEWPOINT 2

CAMBRIDGE ENGLISH CORPUS

The Cambridge English Corpus is a multi-billion word collection of written and spoken English. It includes the Cambridge Learner Corpus, a unique bank of exam candidate papers.

Our authors study the Corpus to see how English is really used, and to identify typical learner mistakes. This means that Cambridge materials help students to avoid mistakes, and you can be confident the language taught is useful, natural and fully up to date.

www.cambridge.org/corpus

CAMBRIDGE QUALITY GUARANTEE



CAMBRIDGE
UNIVERSITY PRESS

www.cambridge.org

ISBN-13: 978-1107679870



9 781107 679870